

2016 4 12

2016 26

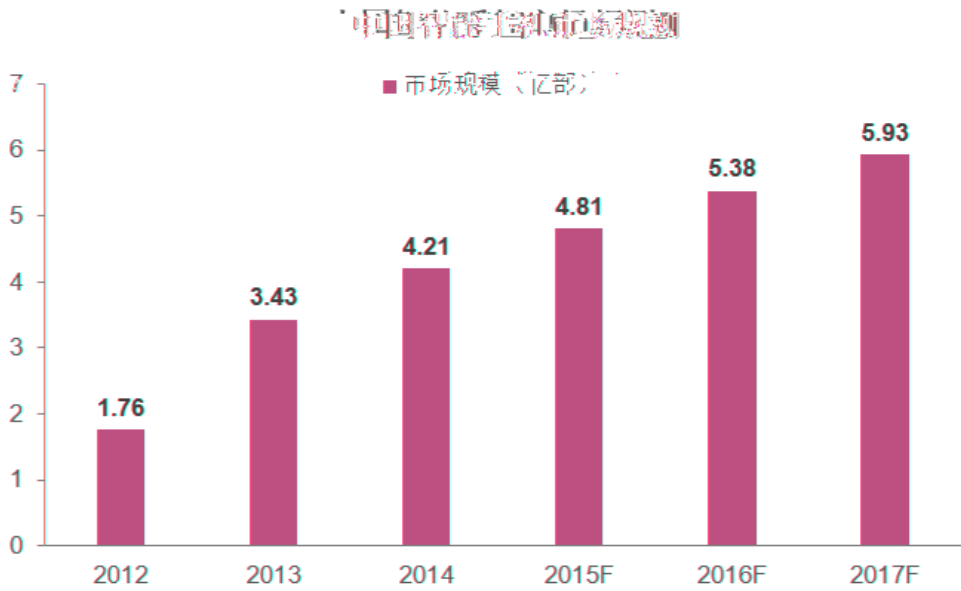
30%

1

2015 4G 28% 4.08 2016
2015 4G 3.56 3G 4.08 2016
4G 3G

2

2012 2013 2014
1.76 3.43 4.21 2015 2016 2017
4.81 5.38 5.93



4G

170.com

T4-

2016 2 23

2016 2 23

31.68% 1.37%

30.31%

1.37%

1

30.31%

20,572

1994

1997 9 24

1999 12

1999 128

"

"

7 4.323%
1.37% 95.677%

7
1.37% 1 7
30.31%


20,572

2016 1 29

[2016] 15

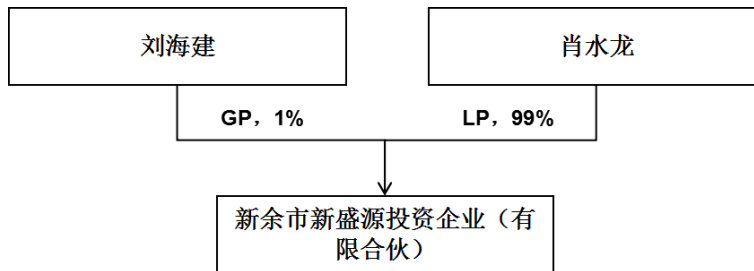
2015

1



	44030119630511****				
		39		21D	
		1104			

2



	36220219791001****				

* ***

* ***

1		B2-20130038	2013.06.08- 2018.02.08		
2		[2013]00292-A011	2013.11.14- 2018.02.08		
3		4453061805	2010.06.07- 2016.06.07		
4		4700624091			
5		01100590			
6		ICP 080655	2015.02.15- 2018.12.25		
7		[2013]0453-086	2013.06.18- 2016.06.17		
8		ICP 100242	2015.03.18- 2020.03.18		
9		[2013]0937-986	2015.04.21- 2016.11.21		

2016 6 7

2016 6 17

2016 11

2

1 2016 4 14

2

30

www.bjwh.gov.cn

	80,000,000.00	19.84%	1	
--	---------------	--------	---	--

3

1.

1

CPS CPC CPA

CPT

APP

"

"

6

1

2016-2018

15800 27500 38500

2016-2018

11680.8 14016.96 16820.35

2016 -2018

2016-2018

2

55%

4

4

	-418.28	848.36	1,804.31	100%
	108.43	275.42	375.60	50%
	-3,591.65	2,337.09	5,562.61	70.91%
	16,315.22	28,096.20	38,953.65	-

2016 -2018

16,315.22 28,096.20 38,953.65

4

2016-2018

2016-2018

2016 4

12 †

"

2014 3 1

"

()

()

()

()

() ()

()

() ()

()

"

"

" "

" "

"

7

1

26

6 —

2

26

25

			%		
1			100		

2

6			100		
7			100		
8			100		
9			100		
10			100		
11			100		
12			100		
13			100		
14			100		
15			100		
16			70.91		
17			50		
18			55		
19			100		
20			10.54	-	
21			29	-	
22			20.84	-	
23			20	-	

24

		%				%
1		10.54	1,930.05	14,049.89	1,480.86	-23.27
2		55.00	1,375.00	3,999.25	2,199.58	59.97
3		100.00	4,500.00	10,389.48	10,389.48	130.88
4		29.00	981.67	3,501.45	1,015.42	3.44
5		100.00	3,000.00	-	-	-100.00
6		100.00	1,500.00	1,943.96	1,943.96	29.60
7		100.00	2,000.00	-	-	-100.00
8		70.91	40,418.70	35,119.57	24,903.29	-38.39
9		100.00	1,000.00	1,664.36	1,664.36	66.44
10		20.84	166.47	-	-	-100.00
11		20.00	214.78	402.07	80.41	-62.56
12		100.00	13,000.00	8,152.87	8,152.87	-37.29
13		100.00	400.00	541.54	541.54	35.39
14		50.00	195.60	3,288.35	1,644.18	740.58
15		100.00	500.00	2,517.00	2,517.00	403.40
16		15.00	942.87	835.80	125.37	-86.70
17		100.00	1,220.10	1,118.34	1,118.34	-8.34
18		100.00	5,000.00	5,000.00	5,000.00	-
19		100.00	-	180.96	180.96	-
20		100.00	-	6.64	6.64	-
21		100.00	-	245.84	245.84	-
22		100.00	-	-	-	-
23		100.00	-	135.19	135.19	-
24		100.00	-	102.06	102.06	-
25		100.00	146,000.00	146,192.69	146,192.69	0.13
			224,345.25		209,640.03	-6.55

			7,840.77	19
1	-1	1		

			100	350	100	100
			10	15	5	10

		76300	79900	75000
	2015/12/31	2015 11	2015 1	2015 5

, 164
165
() ;28
10
10/7
13

12,057.92

	2			
				12,057.92

4

	6,300	
	6,300	
	6,310	
	6,312	
	25,222	
4		

25,221.84

3

2,597.20

22,624.64

1		2,597.20	10.30%
1.1		340.20	1.35%
1.2		1,057.00	4.19%
1.3		1,200.00	4.76%
2		22,624.64	89.70%
		25,221.84	100.00%

22,059.64

30%

1

2014

2015

255,354.41 140,597.18

114,484.60 0.44 272.19

2015 12 31

223,168.46

2016 1 153,203.51

7,611.70 2016 1

2015

100%

2016 2017 2018

15,330.00 15,330.00 20,440.00

15,330.00

2

6

		%		
600122.SH		53.44	1.74	1.28
600898.SH		44.73	1.63	1.34
600655.SH		41.93	1.59	0.86
002024.SZ		64.06	1.20	0.82
002416.SZ		51.54	1.83	1.34

600704.SH		75.97	1.28	0.42
-----------	--	-------	------	------

单位：万元

1,110,114.70

200,567.97

61,200.00

61,200.00

上市公司净资产

上市公司总资产

配套募集资金金额

2

12

36

12.3

9 26

		2015	2014	
		4,207,515.23	3,358,466.82	25.28%
		2.18%	1.77%	23.65%
		-14,674.73	-97,457.78	-84.94%
		10,155.01	11,385.43	-10.81%
		95.48%	97.93%	-2.50%
		-23,648.93	-21,701.66	8.97%
		11,285.31	222.87	4963.72%
		19.68%	22.71%	-13.31%
		-3,801.33	50.62	-7609.88%
		18,567.08	30,091.46	-38.30%
		23.08%	42.47%	-45.65%
		2,470.56	10,964.70	-77.47%

		4,247,522.63	3,400,166.58	-
		-39,654.44	-108,144.12	-

1

2

		2015	2014	
99.06%	98.77%	2015		2014
25.28%				
		2014		-108,144.12
-97,457.78				-21,701.66
		2014		
	2015		-39,654.44	
-14,674.73	2014		-97,457.78	
				-23,648.93
2015				
2015				



2

2015
2015

13%

3

6.8%

HESR

HESR

T4-T6

3

B2B

T1 T6

B2B

4

1

2015

IT

2014

1 2014

>

<